

2nd –7th December 2019



Advanced Data Analytics with R



Statistics
Predictive Analytics
Data Scientist
Tableau
Interview
Python
Data Mining
Neural Networks
Text Mining
Hadoop
Apache Spark
SAS
Machine Learning
Data Science
Data Science
Business Analytics
Text Analytics
Deep Learning
Modelling
Analytics



DATA ANALYTICS

Welcome to the future of
technology.

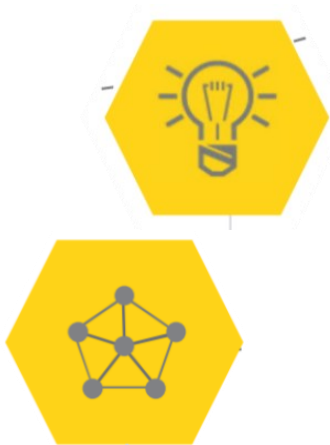
Be a Data Scientist to explore the
unlimited opportunities !!!!

ICAR–National Institute of Veterinary Epidemiology and Disease Informatics (NIVEDI)
Post Box No.6450, Ramagondanahalli, Yelahanka, Bengaluru-560064, Karnataka

Future of Data Analytics



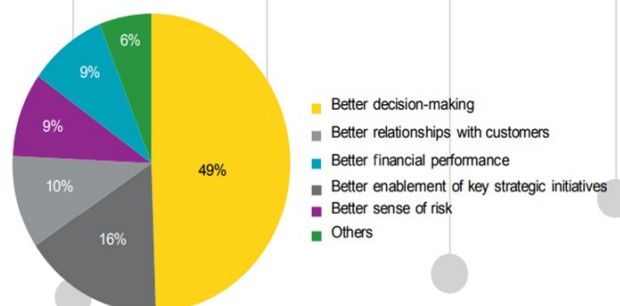
Data analysis is a process of inspecting, cleansing, transforming and modelling data with the goal of discovering useful information, informing conclusions and supporting decision-making. Data analysis has multiple facets and approaches, encompassing diverse techniques under a variety of names, and is used in different business, science, and social science domains. In today's business world, data analysis plays a role in making decisions more scientific and helping businesses operate more effectively.



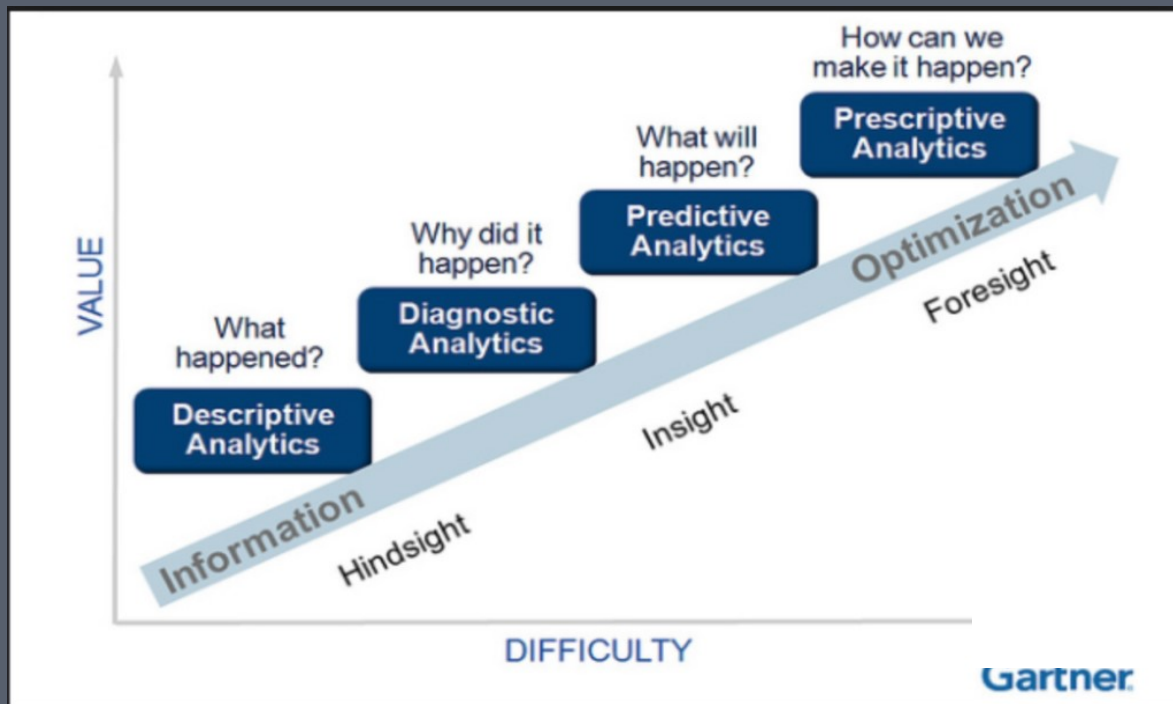
Data Analytics Powers Today's Enterprises!



Analytics - key benefits



Source: Peer - Research Big Data Analytics Survey



4 types of Data Analytics

Descriptive analytics is the least popular which is basically used for coming up with a methodology for uncovering patterns that can add value to an organization. As an example, you can think about the credit risk assessment. It involves predicting how likely a certain customer is to default based on his credit history. It takes into consideration various aspects like the financial performance of the customer, inputs from past financial institutions that the person might have approached and other platforms like social media, and online presence based on the web-based solutions.

Diagnostic analytics is used for the specific purpose of discovering or determining why a certain course of action happened. For example, one can work with diagnostic analytics to review a certain social media campaign for coming up with the number of mentions for a post, the number of followers, page views, reviews, fans, and such other metrics to diagnose why a certain thing happened.

Predictive analytics can also ensure that the domain of big data can be deployed for predicting the future based on the present data. A good example of predictive analytics is the deployment of analytical aspects to the sales cycle of an enterprise. It starts with the lead source analysis, analysing the type of communication, the number of communications and the channels of communication, along with sentiment analysis through heightened use of Machine Learning algorithms and more in order to come up with a perfect predictive analysis methodology for any enterprise.

Prescriptive analytics ensures that it sheds light on various aspects of your business and provide you a sharp focus on what you need to do in terms of Data Analytics. Prescriptive analytics adds a lot of value to any organization, thanks to the specificity and conciseness of this domain. You can deploy prescriptive analytics regardless of the industry vertical based on the same rules and regulations.

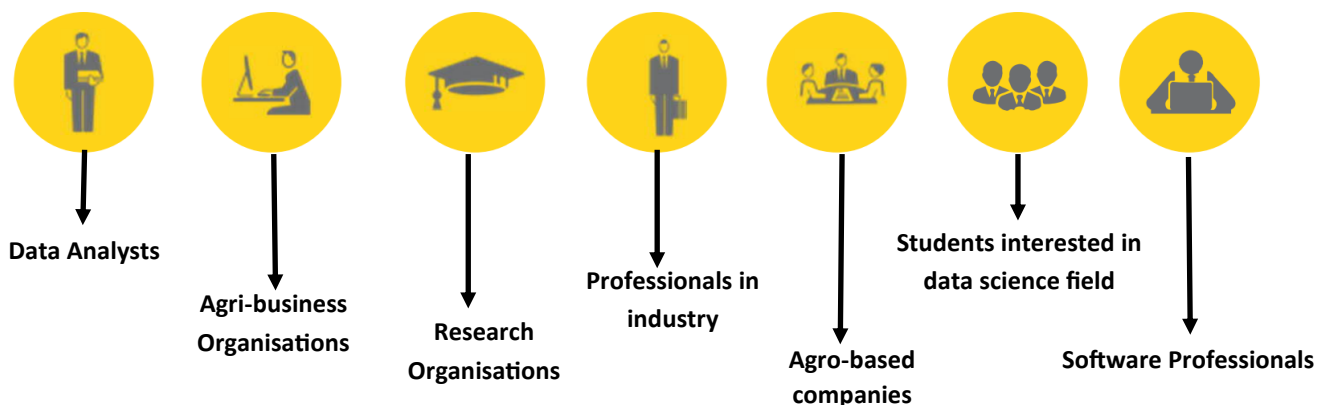
TRAINING AGENDA

1	Introduction to analytics in MS Excel environment
2	Introduction to R & Familiarization
3	Basic building blocks of R (Environment setting, Import & export)
4	Data Management (Sorting, Merging Aggregating, Reshaping, Sub-setting, date type Conversion)
5	Functions, loops, and data frames
6	Descriptive statistics
7	Inferential statistics (Chi square test, Fisher Exact Test, T-test, ANOVA, GLM Models)

Visualization (Charts, Plots, Graphs and Maps)	8
Correlation and regression analysis	9
Classification (supervised- discriminant function analysis, logistic regression)	10
Clustering- unsupervised classification	11
Decision trees	12
Machine learning algorithms	13
Neural networks	14



who should attend the training???



Fee details:

Duration of training program will be for 5 days with practical demo and the cost of training program is Rs.10,000/- .

Only 30 seats available on first come first serve basis.

Bank details:

Name of account: **ICAR Unit: NIVEDI**

Branch Name: **Attur Layout Branch, Bangalore**

Account No.: **10476393073**

IFSC Code: **SBIN0013282**

For more details on training please contact

Course Patron

Dr. Parimal Roy

Director, ICAR-NIVEDI
director.nivedi@icar.gov.in

Course Director

Dr. Divakar Hemadri,

Principal Scientist, ICAR-NIVEDI
divakar.hemadri@icar.gov.in

Course Co-ordinators

1. Dr. K.P. Suresh,

Principal Scientist, ICAR-NIVEDI
suresh.kp@icar.gov.in

2. Dr. S. S. Patil,

Principal Scientist, ICAR-NIVEDI
sharanspin13@gmail.com
+91 9448759965

Course Instructors

1. Mr. Dheeraj R.

Research Fellow, ICAR-NIVEDI
ddheerajr229@gmail.com,
+91 8722933206

2. Mr. Dharshan H.V.

Research Fellow, ICAR-NIVEDI
darshand56@gmail.in
+91 9035568768

ICAR-NIVEDI Location: ([click here to re-direct you to ICAR-NIVEDI on google maps](#))



Application form

(Fields marked '*' are mandatory)

Name of the Applicant * : _____

Name of Institute/ Organisation/ Company :

Designation : _____

Address : _____

Telephone No. : _____

Mobile No.* : _____

E-mail Address* : _____

Accommodation required* : Yes/ No _____

Signature of Applicant:

INSTRUCTIONS TO CANDIDATES

The completed application form should be e-mailed along with payment acknowledgement to dilnivedi@gmail.com

1. Seats are limited and allocated on first come first serve basis.
2. Training details are also available online at: <https://www.nivedi.res.in>
3. Selected participants are not eligible for TA/DA. Selected candidates will be informed via email.
4. Accommodation will be arranged on payment basis (by the participants) at ICAR NIVEDI Guest House, Bangalore on first come first serve basis only.
5. Only study materials and working lunch will be provided by the organizers during the training period.
6. Last date of registration 25th November 2019.